
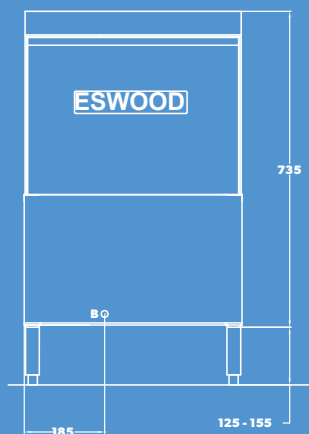
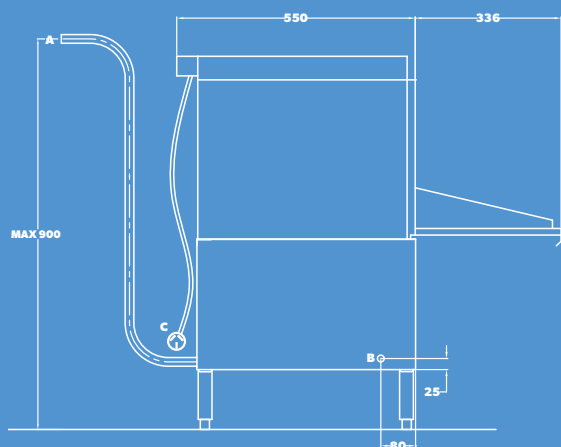


- A. Drain connection 25mm OD x 20mm ID at 1.8m drain hose
- B. Hot Water Connection 3/4" BSP x 1.5m braided hose
- C. Electrical connection 2m 15A plug



B42PN

Professional Undercounter Warewasher

B42PN Specifications

DIMENSIONS (WxDxH)	510 x 550 x 875 mm
DEPTH WITH DOOR OPEN	890 mm
RACK SIZE (WxD)	400 x 400 mm
WEIGHT	50 kg
ELECTRIC CONNECTION	15A Single Phase, 240V
RATING	3.4 kW
WATER SUPPLY	65°C / 2-4 bar (28-58 psi)
PACKED	0.2 m ³
MEAL SERVICE	30 light meals
WASH CYCLE	60 sec 90 sec 120 sec
DETERGENT PUMP	Fitted
RINSE AID PUMP	Fitted
DRAIN PUMP	Fitted
WATER CONSUMPTION	3L cycle
TANK CAPACITY	13L
WATERMARK APPROVAL	WM-022833
HACCP APPROVAL	PE-388-GE-09

Dimensions may change without notice in accordance with product development and design

Proudly Distributed By

eswood.com.au

211-217 Woodpark Road SMITHFIELD NSW 2164

T: 1800 013 123

E: sales@middleby.com.au

ESWOOD

MIDDLEBY AUSTRALIA