



Door safety switches

Top Mounted Controls and Electrical Control Gear, away from water splash, easy access for Servicing

Machine operation inter-locked to Rinse Temperature

Fully panelled front and sides (avoiding water splash to motors etc. when dish wash area is being cleaned)

Capacity up to 175 racks per hour

Clutch controlled conveyor (providing protection to drive mechanism if racks jam in machine)

Low water protection (to wash tank elements)

Integral rinse booster heater 12 kW

Wash and rinse elements fitted with individual thermostats

Rinse economiser (pre-set to provide precise volume of rinse water irrespective of fluctuation in water supply pressure)

Maximum Water Consumption 480 Litres per hour

OTHER OPTIONS

Extension Hoods and Vent Spigots at entry and exit ends

Angle Feed Unit

90° Entry and/or Exit Curves (powered by dishwasher)

180° Entry Curve (powered by dishwasher)

180° Entry and/or Exit Curves (self-powered)

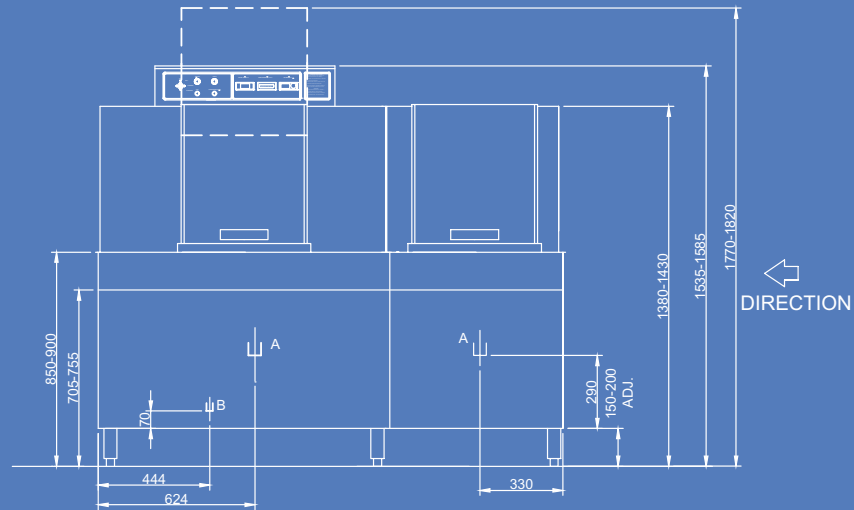
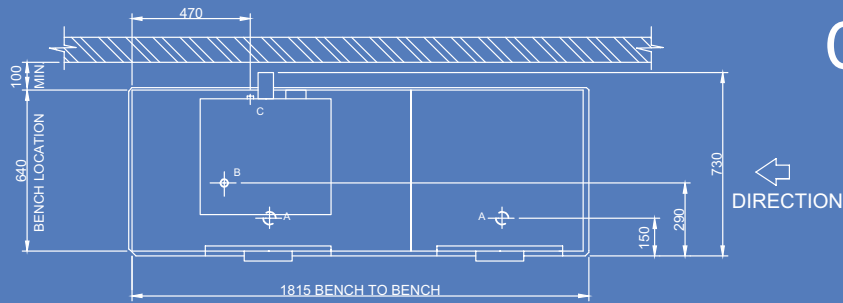
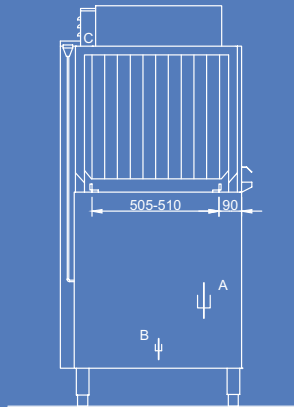
12kW or 15kW High Velocity Blower Dryer

Heat and Sound Insulating Panels

Rinse Pressure Booster Pump

Exit Bench (proximity) Trip Switch pre-wired into control box. This provides automatic shut down whenever exit bench becomes full

- A. Drain Connection 2 x 2" BSP
- B. Hot Water Connection 1/2" BSP, 380L/hr, 2-4 bar, 60°C-65°C min.
- C. Electrical Connection 415/50/3N Electric Total 24.5kW



ES160

Rack-Conveyor Warewasher

ES160 Specifications

DIMENSIONS (WxDxH)	1820 x 730 x 1600 mm
RACK SIZE (WxD)	500 x 500 mm
ELECTRICAL CONNECTION	415V/50Hz/3N
RATING	24.5 kW
CAPACITY	160 to 175 racks per hour
WATER SUPPLY	2-4 bar, 60°C-65°C min.
WATER CONSUMPTION	480 L per hour

Dimensions may change without notice in accordance with product development and design

TANK CAPACITY	87 L
CONVEYOR DRIVE	180 watts (with safety clutch)
PUMP MOTOR CAPACITY	2.2 kW
WATER HEATER	9.0 kW
WASH TEMPERATURE	60 – 65°C
RINSE BOOST CYLINDER CAPACITY	14 L
RINSE BOOST CYLINDER HEATER	12.0 kW
RINSE TEMPERATURE	82°C minimum
WEIGHT	275 kg
PACKED	3.2 m ³
WATERMARK APPROVAL	WM-022833
HACCP APPROVAL	PE-388-GE-09



eswood.com.au

211-217 Woodpark Road SMITHFIELD NSW 2164

T: 1800 013 123

E: sales@middleby.com.au

Proudly Distributed By

