

Item: _____

Quantity: _____

Project: _____



FE-23A

Models

FE-23A Single Tank Induction Fryer

FEATURES

- German IGBT
- Stainless steel framed hobs
- Overheat system protection
- Commercial high-flow fans
- 90% efficiency rating
- Stainless steel feet for support

MANUAL CONTROL MODELS

- Pushbutton Control
- Temperature Range, Max. 240C
- Timer Range, 0-180 minutes
- Cooking mode, 1-6
- Volume, 23L-34L

IMPORTANT

This appliance is intended for use with induction-ready cookware. All units requires a minimum clearance of four 4"(101.6mm) between all sides of the housing and any surface or obstacle. Avoid ambient temperatures exceeding 50C / 122F.

WARRANTY:

All models show come with FOOD EQUIPMENT's standard warranty against defects in materials and workmanship,

Due to continued product improvement, please consult www.foodequipment.co.nz for current product specifications.

DESCRIPTION

Quickly, easily, precisely, and safely cook with high efficient heavy-duty freestanding induction range! Perfect for catering and restaurant thanks to its compact, low-profiled freestanding design, this unit relies on ultra-efficient induction technology to fry food products.

This process is flame less and heats only the pan and its contents, making it an incredibly safe and cool range. Plus, this particular unit is outfitted with a sensor that prevents operation unless a proper pan designed for induction use is placed on top, which helps to ensure a safe, effective cooking environment at all times.

The induction fryer is equipped with a variety of safety features including:

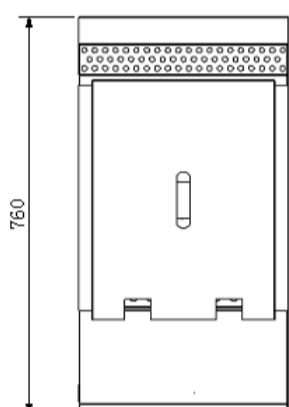
- Over-heat protection
- Small-article detection
- Pan auto-detection function
- Empty-pan shut-off

Food Equipment (NZ) Ltd

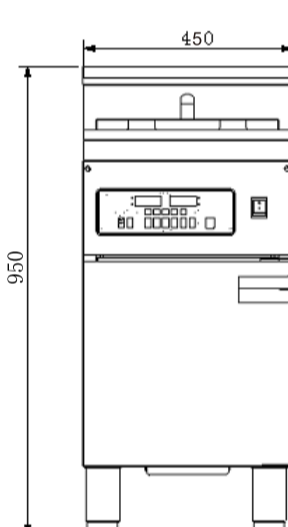
1066 Hinemoa St PO Box 10067 Rotorua, New Zealand

www.foodequipment.co.nz |Phone:(07) 3488430

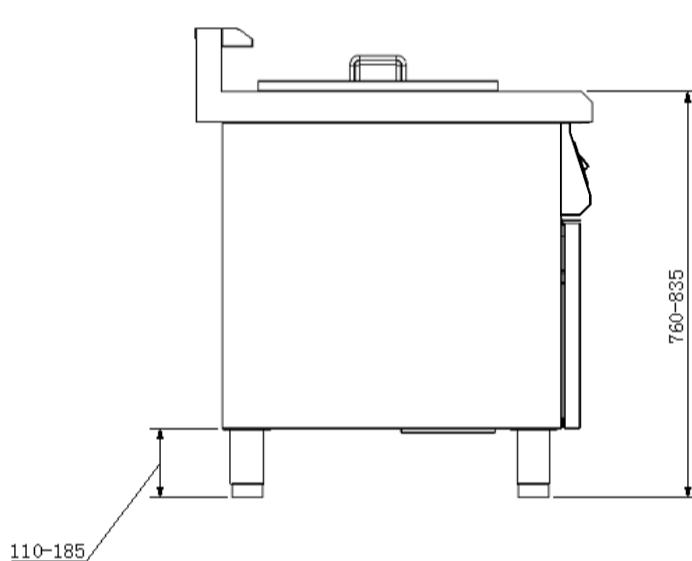
FE-23A Single Tank Induction Fryer



Top View



Front View



Side View

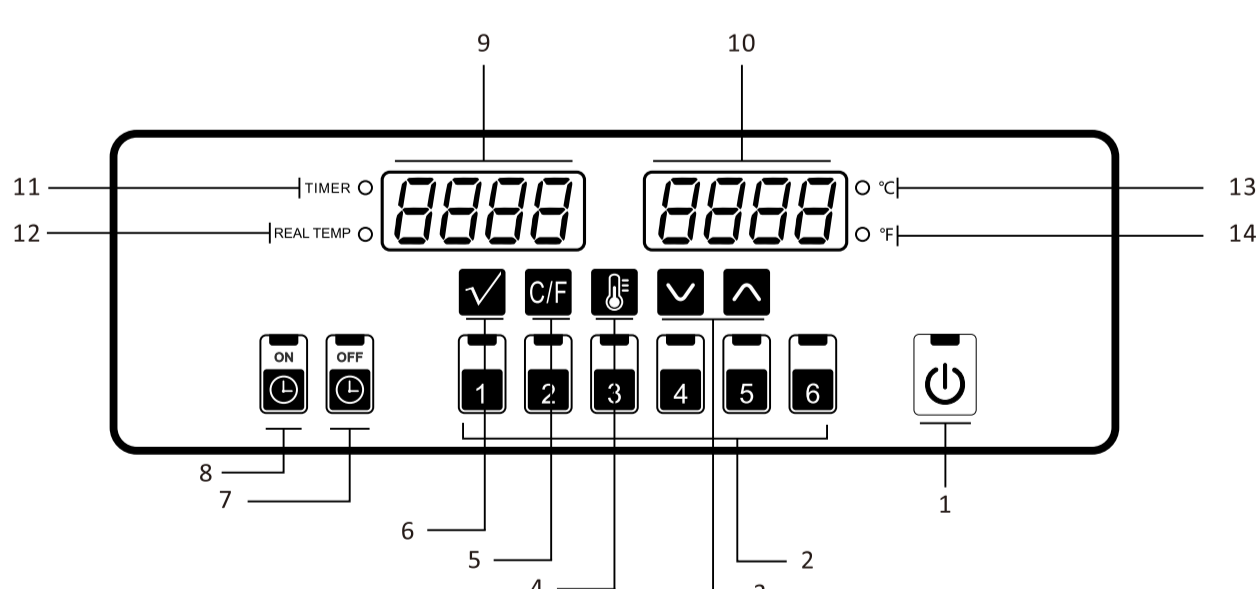
MODEL	DESCRIPTION	OVERALL DIMENSIONS			VOLTS	Hz	WATTS	AMPS	PLUG	SHIP WEIGHT
		LENGTH	DEPTH	HIGHT						
SL-FR1C23A	Induction Fryer	450mm	760mm	950mm	380V	50Hz	8000W	50A	/	62.15 KGS

Food Equipment (NZ) Ltd

1066 Hinemoa St PO Box 10067 Rotorua, New Zealand

www.foodequipment.co.nz |Phone:(07) 3488430

Control Panel



1. Power ON/OFF key
2. Timer Mode
3. Decrease Button
Increase Button
4. Temperature /Setpoint Switch
5. Centigrate /Fahrenhelt Switch
6. Program Mode Switch
7. Timed Shutdown
8. Appointment Boot
9. LED for Display Real-time Temp
10. LED for Display Setting Temperature
11. Timer Indicator Light
12. Real-time Indicator Light
13. Centigrade Indicator Light
14. Fahrenheit Indicator Light

Food Equipment (NZ) Ltd

1066 Hinemoa St PO Box 10067 Rotorua, New Zealand

www.foodequipment.co.nz |Phone:(07) 3488430