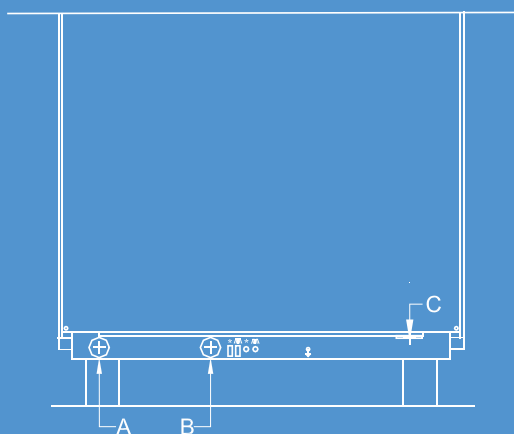
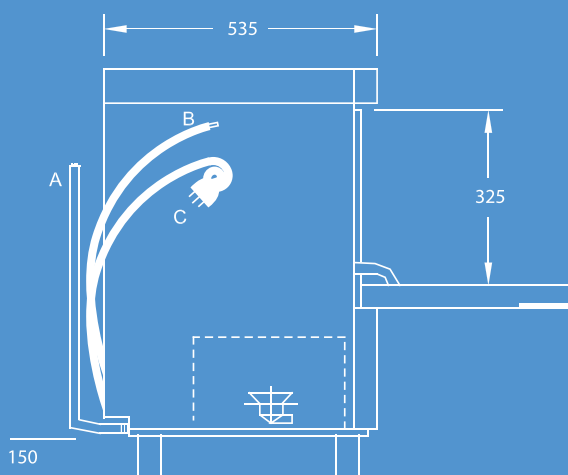
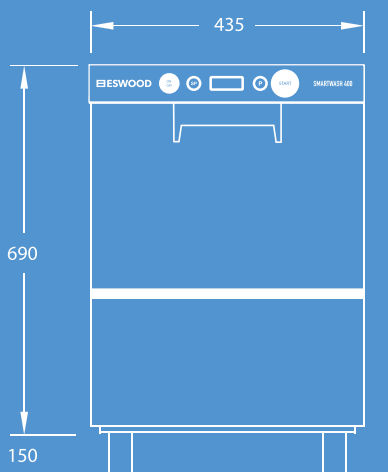


- A. Drain Connection 20mm ID Hose  
 B. Water Connection 3/4" x 1.5 Braided Hose  
 C. Electrical Connection 2m 15A Plug



# SW400

## Professional Undercounter Warewasher

Utilises 400 x 400mm Dish/Cup rack  
 or 17" x 14" & 14" x 14" Glass rack

### SW400 Specifications

<b>DIMENSIONS (WxDxH)</b>	435 x 535 x 690mm
<b>DOOR ENTRY</b>	325mm
<b>RACK SIZE (WxD)</b>	400 x 400mm or 14" x 17" or 14" x 14"
<b>ELECTRIC CONNECTION</b>	240V / 50Hz / 1 Phase
<b>RATING</b>	3.5 kW
<b>WATER SUPPLY</b>	65°C / 2-4 bar (28-58 psi)
<b>SELF CLEANING CYCLE</b>	YES
<b>WASH CYCLE</b>	60 / 90 / 120 sec
<b>WATER CONSUMPTION</b>	Approx. 1.9L per cycle
<b>DOOR CONSTRUCTION</b>	Double-Skinned
<b>WASH / RINSE ARMS</b>	Hydrodynamic Parallel
<b>CONTROL PANEL</b>	Advanced Electronic Soft-Pad
<b>TEMPERATURE GAUGE</b>	Fitted
<b>SELF-DIAGNOSTIC SYSTEM</b>	Fitted
<b>RINSE-AID &amp; DETERGENT PUMP</b>	Fitted
<b>DRAIN PUMP</b>	Fitted
<b>THERMOSTOP, TANK STRAINERS</b>	Fitted
<b>WATERMARK APPROVAL</b>	WMKT25317
<b>HACCP APPROVAL</b>	PE-388-GE-09

Dimensions may change without notice in accordance with product development and design

Proudly Distributed By

**eswood.com.au**

211-217 Woodpark Road SMITHFIELD NSW 2164

T: 1800 013 123

E: sales@middleby.com.au